


FibroScan®
by echosens

**Everything you need
to know about
your liver examination
with FibroScan®**



What is FibroScan®?

FibroScan® is the gold standard non-invasive solution for comprehensive management of liver health. It is called non-invasive as nothing enters your body.

FibroScan® sends a pulse of energy to your liver, which will give your doctor important information about your liver's health.

Why do I need a liver examination with FibroScan®?


Liver health is critically important regardless of your medical needs. As such, the medical staff wants to perform a quick examination to ensure that you do not have liver damage.

How do I prepare?

Wear comfortable clothes that allow access to the right side of your rib cage.



You should be fasting for at least 3 hours before your examination.



When will I have the results?

The operator will give you the results immediately following the examination. In addition, the medical staff will discuss any clinical actions based on your overall health, either in person or in a written report.

Scan here
to watch a liver
examination
with FibroScan®



Find out more about liver health and FibroScan®
echosens.com

What happens during the examination?

The examination is carried out by a trained operator (doctor, nurse, technician):


- you will lie on your back with your right arm above your head,
- you will cross your right leg over your left to help open your rib spaces,
- gel will be applied and the probe will be placed between your rib spaces.

Does it hurt?

No. FibroScan® is painless. You may feel a slight vibration from the probe as the measurements are taken.

How long does it take?

A FibroScan® examination typically takes 5-10 minutes to perform.



Why is liver health important?

Situated on the right side, in your upper right-hand part of the tummy, the liver is the largest solid organ in your body and one of the hardest working.

Your liver has 3 main functions:

- it cleans your blood,
- it produces an important digestive liquid called bile,
- it stores energy in the form of a sugar called glycogen.

There are 3 main chronic liver diseases:

- non-alcoholic steatohepatitis (NASH) or fatty liver disease,
- viral hepatitis (HCV and HBV),
- alcoholic liver disease.

Chronic liver disease is silent and underdiagnosed. Damage to the liver caused by chronic liver diseases can often be reversed by early diagnosis and intervention.

echosens

because liver health matters.

because liver health matters

Products in the FibroScan® range are a class II medical device according to Directive 93/42/EEC and is manufactured by Echosens®. This device is designed to be used in a physician's office to measure the stiffness and ultrasonic attenuation of the liver in patients with liver disease. It is expressly recommended to carefully read the guidelines and instruction of the users' guide and labelling of the device. Results obtained must be interpreted by a physician experienced in dealing with liver disease, taking into account the complete medical record of the patients. This marketing material is not intended for all audiences. Non contractual pictures. CE 0439 - 00 1 0433 01/20 Echosens. All rights reserved. Echosens®, FibroScan® among others are trademarks and/or service mark duly registered and belonging to Echosens Group. Patient leaflet v11020

