


# New Student Induction

The Open University

**Margaret Crowley, Staff Tutor, NHSGGC**

**School of Health, Wellbeing and Social Care**

October 2023



# Outline of session

- Introductions
- Presentation
- Questions and Discussions



# Welcome to the Future Nurse Curriculum



- The Open University has offered pre-registration nursing programmes since 2002
- NMC approved programme [Future Nurse, Standards of proficiency for registered nurses](#)
- Offers all 4 fields of practice
- Programme delivered in partnership with a wide range of health and social care partners
- Commissioned and funded by Scottish Government
  - Backfill monies

# Programme Structure

	Theory	Practice
Part 1	Introduction to health and social care K102 (60 credits)	Introduction to healthcare practice K104 (60 credits)
Part 2	Understanding nursing: knowledge and theory K210 (60 credits)	Developing nursing practice K211 (60 credits)
Part 3	Assimilating nursing: knowledge and theory K325 (60 credits)	Becoming an autonomous practitioner (60 credits) K326 Adult K327 Mental Health K328 Learning Disability K329 Children and Young People

# 4 year plan

Code	Focus	Study hrs	Practice hrs
K102	Theory	600	
K104	Practice	170	770
K210	Theory	685	
K211	Practice	85	770
K325	Theory	685	
K326-9	Practice	85	770

October Start - 4 years																																															
Year 1							Year 2							Year 3							Year 4																										
O	N	D	J	F	M	A	M	J	J	A	S	O	N	D	J	F	M	A	M	J	J	A	S	O	N	D	J	F	M	A	M	J	J	A	S	O	N	D	J	F	M	A	M	J	J	A	S
K*102 Introducing Health and Social Care (60 Credits Theory Module)							K*210 Understanding Nursing: Knowledge and Theory (60 Credit Theory Module)							K*325 Assimilating Nursing: Knowledge and Theory (60 Credit Theory Module)																																	
K*104 Introduction to Healthcare Practice (60 Credits Practice Module)							K*211 Developing Nursing Practice (60 Credit Practice Module)							K*326/7/8/9 Becoming and Autonomous Practitioner (60 Credit Practice Module)																																	

# Getting started

- Get familiar with StudentHome
- Your programme websites:
  - Qualifications website
  - Module website K\*102
  - Module website K\*104
  - Read the student handbook
- Support websites:
  - Profile
  - The OU Library
  - Help Centre
  - Adobe Connect



If you haven't received log in details or have problems, please contact:

- Student Computing Helpdesk:  
[ou-computing-helpdesk@open.ac.uk](mailto:ou-computing-helpdesk@open.ac.uk)
- Student Computing Helpdesk Tel: 01908 653 972

# StudentHome /Programme Website

Welcome

**Profile**

Your personal identifier.

- View emails sent by us recently
- Update personal details
- Study record
- Choose your next module

**Tools**

- Office 365
- Access to your personal blog
- Access to your personal calendar
- Your tutorials and study events

**Services**

- Help Centre
- Services for disabled students
- Careers and Employability Services
- Library Services
- Computing Guide
- OU System Status

**Links**

- Student Association forums
- How to sign up to an Office 365 Account
- OU Student Association
- Your Student Academic Summary
- Software downloads and discounts
- Student consultation

## BSc (Honours) Nursing

### Book your tutorials

Tutorials for KYN104 are now available. Visit [Your tutorials and study events](#) to see the dates and make a booking.

Remove [x]

### Supporting you through your qualification study journey



**BSc (Honours) Nursing** >

- Study record, funding and advice for BSc (Honours) Nursing
- Your tutorials and study events
- Choose your modules
- Student Support Team

### KYN104 Introduction to healthcare practice

- KYN104 module website & record
- Online TMA/EMA service
- Assignment scores
- Tutor and tutorial dates
- Student Support Team
- Quality assurance



**Careers and  
Employability  
Services**

### How do I?

- See Coronavirus updates?
- Stay motivated with study
- Get help studying with a disability?
- Get an official record of my studies?
- Change my password?

### FREE Carbon Literacy Training

Are you interested in Sustainability? Want to learn more about what we can do to keep emissions down, whilst enhancing your CV? The Open University are working towards net...

Remove [x]

### #TeamOU on University Challenge & register your interest for next year's team!

Exciting news - a team of 5 fantastic OU student quizzers will be on University Challenge on Monday 5 September, 8.30pm (BST) on BBC Two. Good luck #TeamOU! The...

Remove [x]

There's **LESS THAN TWO** weeks to go until the deadline for enrolment!

Join the tens of thousands of students that have

# Module home page

**K102-22J Home** | Assessment | Tutorials | Forums | Resources | News | Help ? | Search K102-22J

## K102 22J

Introducing health and social care

0% ?

Current weeks | **All weeks** | EXPAND ALL

WEEK	Week Title	Period	Completion
1	Welcome week	1-7 October	0 of 7 completed
<b>Resources for Week 1:</b>			
	Read Me First!	164.0 KB PDF document	✓
	Welcome to K102		✓
	Module Guide		✓
	Getting Started Skills Resources		✓
	Accessibility Guide		✓
	Welcome forum		✓
	Developing your employability - Introducing FutureYOU		✓
2	Block 1: Informal and formal 'care'	8-14 October	0 of 5 completed
3	Block 1: Informal and formal 'care'	15-21 October	0 of 4 completed

### News

- July Careers Express**  
Posted: 13 Jul 2023  
Careers Express is your one-stop-shop for everything you need to get #OUCareerConfident this July...
- Faculty of WELS Tutor award 2023 – do you want to nominate your tutor?**  
Posted: 21 Jun 2023  
We would like your nominations of tutors for the Faculty of Wellbeing, Education and Languages Tu...

[View all >](#)

### K102 Blog

Welcome to the K102 Blog October 2022




# Adobe Connect

- Your tutorials will take place in our online rooms, using software called “Adobe Connect”.
- Links to joining the tutorials will be on the tutorials page for your module.




# Student support – Help centre



**What are you looking for?**

Search for help

 Enrolment for October modules closes on 7 September - [choose your modules now](#).

**Browse help topics**

<a href="#">Cost of living and your studies</a>	>	<a href="#">Enrolling on modules</a>	>
<a href="#">Assessments and exams</a>	>	<a href="#">Induction</a>	>
<a href="#">Careers and employability</a>	>	<a href="#">Library</a>	>
<a href="#">Certificates, references and next steps</a>	>	<a href="#">Mental health, wellbeing and keeping safe</a>	>
<a href="#">Changes and problems while you study</a>	>	<a href="#">Payment, scholarships, bursaries and grants</a>	>
<a href="#">Complaints, appeals and policies</a>	>	<a href="#">Study skills</a>	>
<a href="#">Computing help</a>	>	<a href="#">Tutorials and residential schools</a>	>
<a href="#">Disability support</a>	>		

**Students with  
credit migration  
or transfer**



**Stage 1 – K104 commences  
March 2024**



**Stage 2 – K210 commences Feb  
2024**



**Resources provided to prepare  
for study**

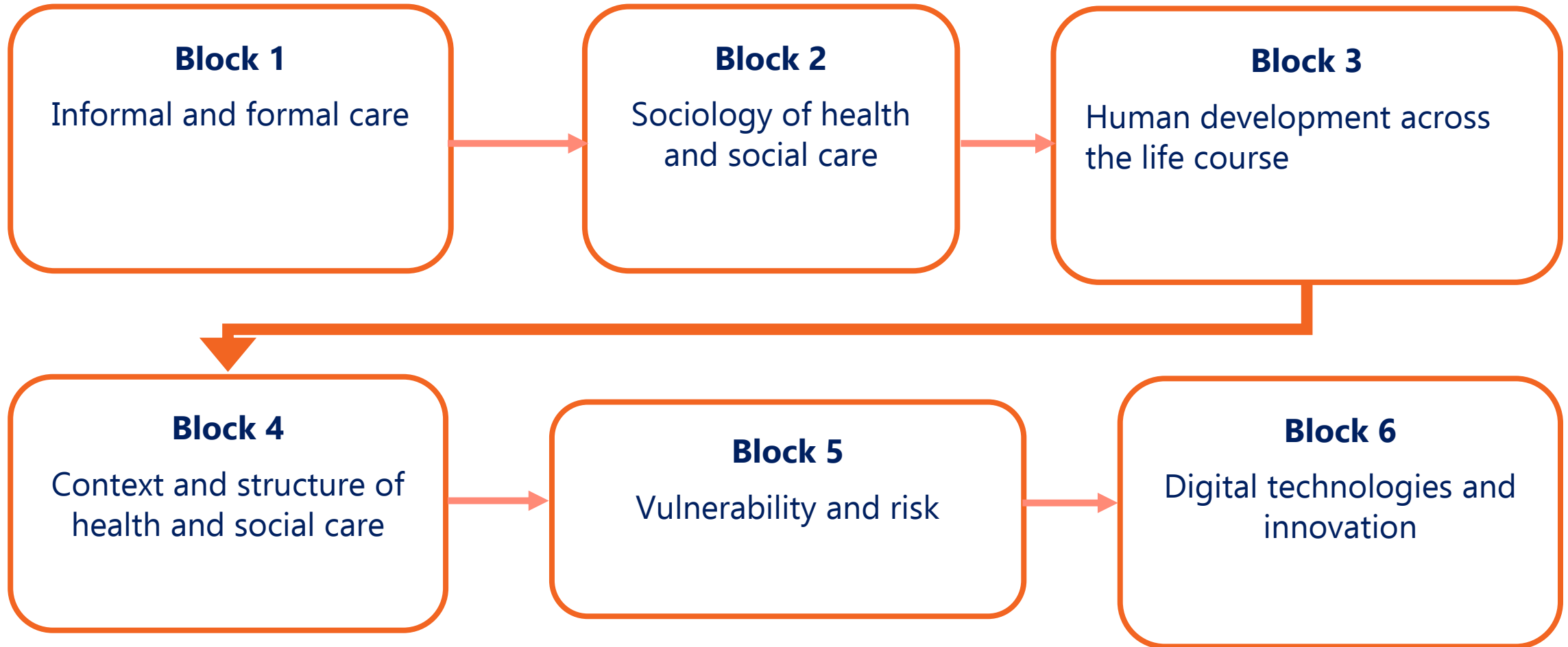
# Introducing Health and Social Care: K102

## About the module:

- 60 credit module
- OU level 1
- 8 month duration
- Four nations approach
- Online throughout
- Strong focus on theory
- Open Studio (real time discussions)
- Online discussions
- Extension and review activities
- Nursing and social work activities

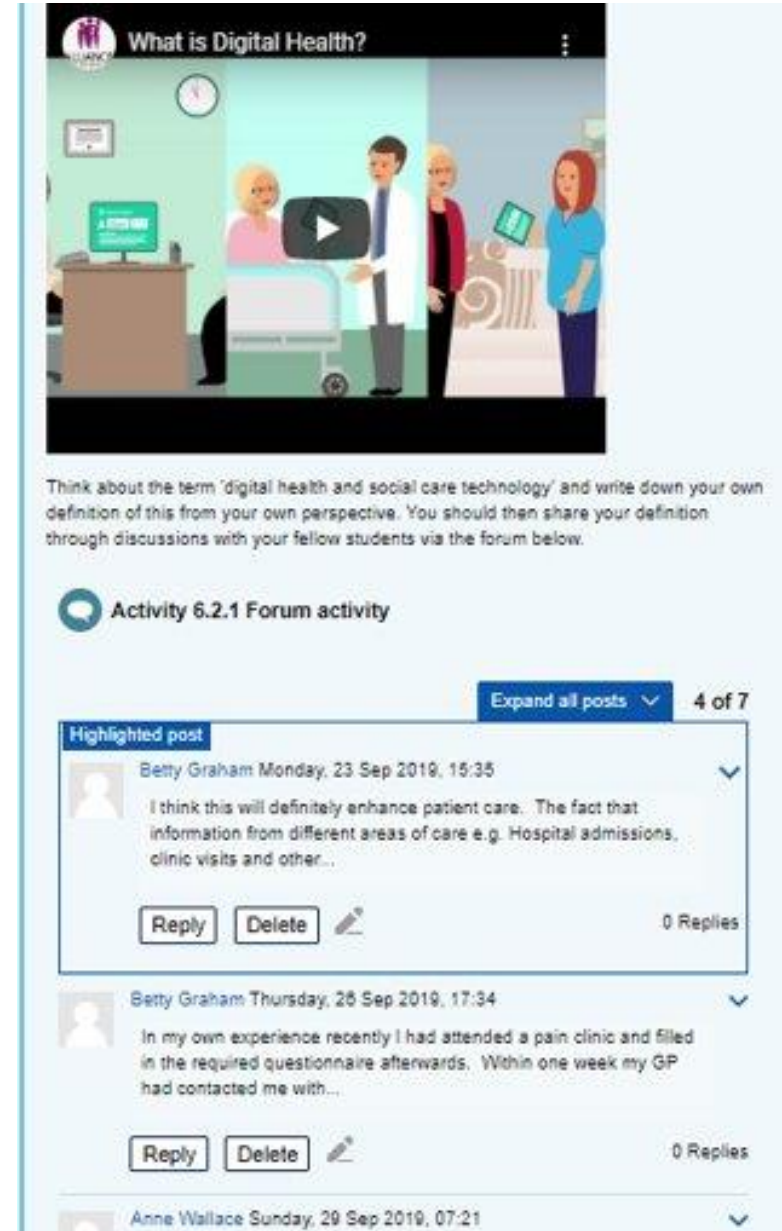


# Module structure



# Online discussions

- Asynchronous forums that appear within the learning material
- Encourage reflection and discussion at relevant points in the teaching
- Moderated by members of the module presentation team but ALs are encouraged to contribute



**What is Digital Health?**

Think about the term 'digital health and social care technology' and write down your own definition of this from your own perspective. You should then share your definition through discussions with your fellow students via the forum below.

**Activity 6.2.1 Forum activity**

Expand all posts 4 of 7

**Highlighted post**

Betty Graham Monday, 23 Sep 2019, 15:35

I think this will definitely enhance patient care. The fact that information from different areas of care e.g. Hospital admissions, clinic visits and other...

Reply Delete 0 Replies

Betty Graham Thursday, 26 Sep 2019, 17:34

In my own experience recently I had attended a pain clinic and filled in the required questionnaire afterwards. Within one week my GP had contacted me with...

Reply Delete 0 Replies

Anne Wallace Sunday, 29 Sep 2019, 07:21

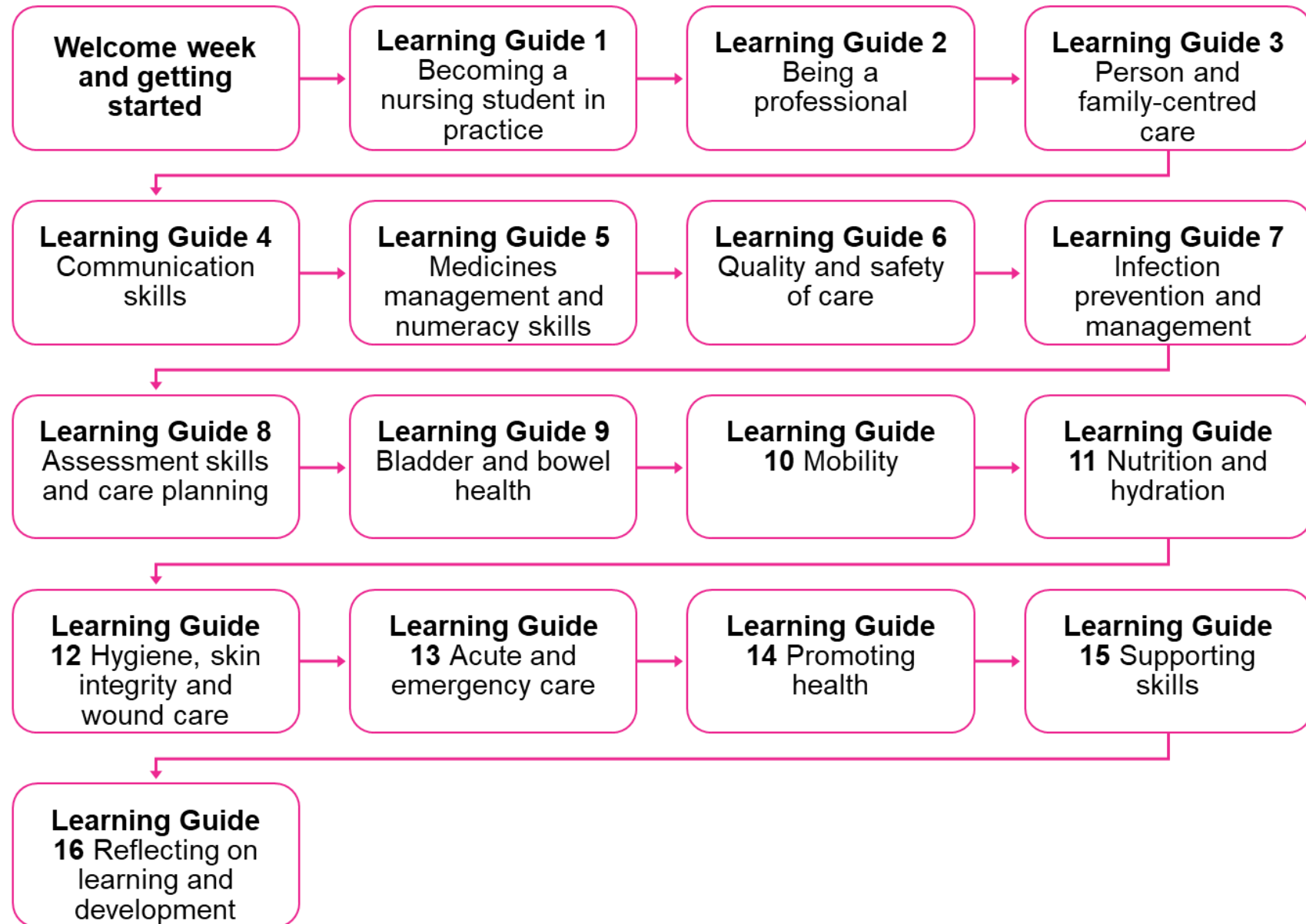
# Introduction to Healthcare Practice: K104

## About the module:

- 60 credit module
- Practice-based module
- 16 learning guides alongside work-based practice
- Student Practice Assessment Document (PAD)
- Introduction to Principles of Enquiry Based Learning (EBL)



# Module structure






# Preparing for academic study

## Get familiar with 'Study skills'

- Time management
- Reading skills
- Making notes
- Writing skills
- Functions in Word
- Naming and saving files




# Preparing for academic study: Being an OU student



The screenshot displays the OpenLearn website interface. At the top, the navigation bar includes the OpenLearn logo, a search icon, and menu items for Home, Free courses, Subjects, For Study, For Work, and Help. The main content area is divided into a left sidebar and a main right section. The sidebar, titled 'Course content', lists the following items: 'Session 1: What's OU study all about?' (highlighted), 'Introduction', 'About this course', '1 How do you feel about starting your studies?', '2 What will OU study be like?', '3 What does it mean to be an OU student?', '4 How will I find time to study?', and '5 Student discounts and software'. The main section features a colorful graphic of six overlapping circles with icons representing a person, a smartphone, a document, a gear, a computer monitor, and a speech bubble. To the right of this graphic is the heading 'Being an OU student' followed by the text: 'Start this free course now. Just create an account and sign in. Enrol and complete the course for a free statement of participation or digital badge if available.' Below this text are two buttons: a green 'Create account / Sign in' button and a dark blue 'More free courses >' button. At the bottom of the main section, a horizontal bar shows a sequence of six session cards labeled 'SESSION 1' through 'SESSION 6'. Session 1 is highlighted in red, while the others are grey. A small green triangle points down to Session 1. Below this bar, the heading 'Session 1: What's OU study all about?' is visible.

# Student responsibilities

- Professionalism
- Tutors work part-time
- Your learning, shared responsibility
- Student Charter
- **Communication is key!**



# Employer / line manager responsibilities

- Effectively utilise SG funding to facilitate student learning:
  - Supporting study time
  - Facilitate student placements and attendance at tutorials / EBL sessions throughout the programme
  - Supporting PAI (Practice Assessment Interview)
- Name badges and uniforms
- Liaise with the board employer link as required



# Completing assessments

- eTMA system (electronic Tutor Marked Assessment)
- Check the cut-off dates
- Plan ahead
- Follow all the guidance
- Consider the marking criteria
- Submit the correct file
- No extensions for iCMAs (interactive Computer Marked Assessments) or EMAs (End of Module Assessments)
- Seek support from your module tutor

# Assessment feedback



- Look at your mark



- Acknowledge how you feel



- Read through and consider the comments on your assessment

Read your summary comments (PT3 Form)



Work on the areas for improvement suggested by your tutor in your next TMA




Anything you don't understand? Contact your tutor

# Looking after yourself

- ✓ [Mental health, wellbeing and keeping safe | Help Centre | The Open University](#)
- ✓ [Student Mental Health Support | TalkCampus](#)



Download TalkCampus and get talking



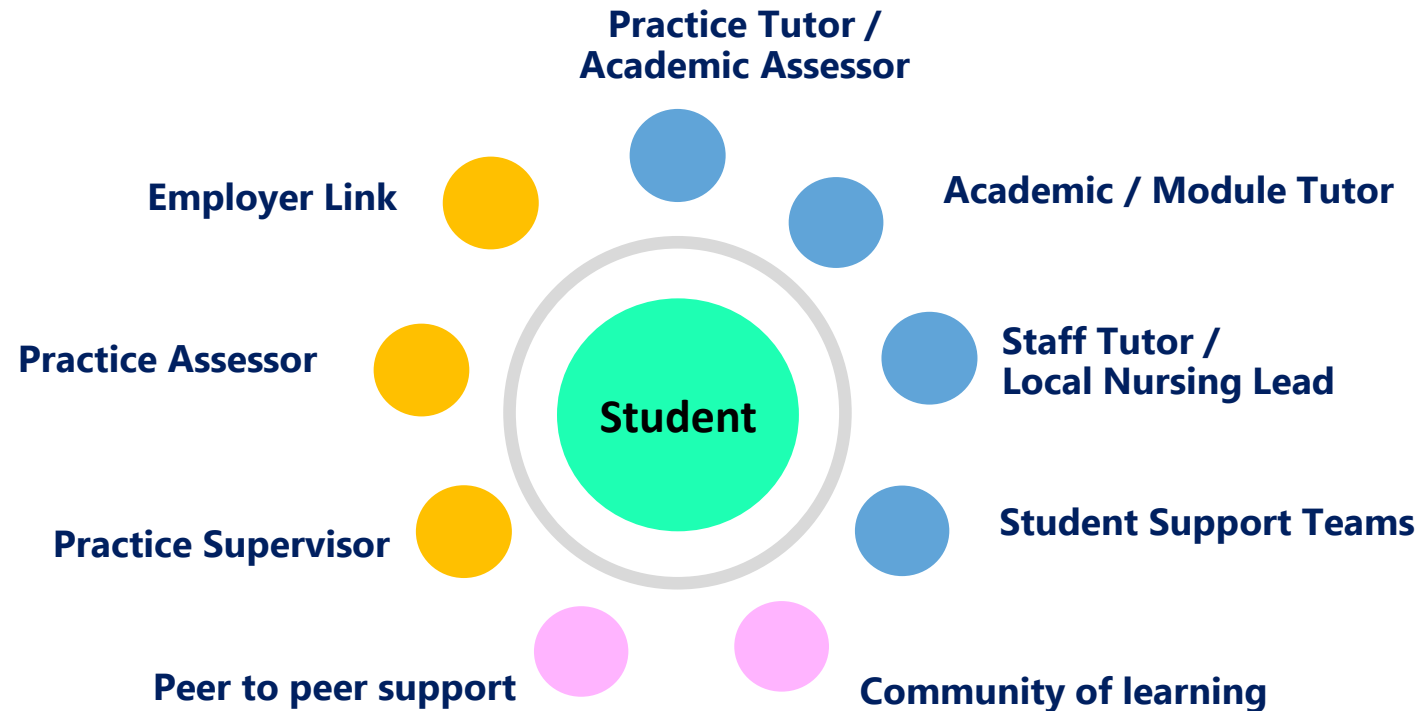
Remember to take care of yourself. Sometimes you forget because you're too busy taking care of other people.



YOU ARE IMPORTANT  
TOO



# Support available



## Further support

- **Library**
- **IT Helpdesk**
- **Student Home**
- **Student Support Team**
- **Module Teams**

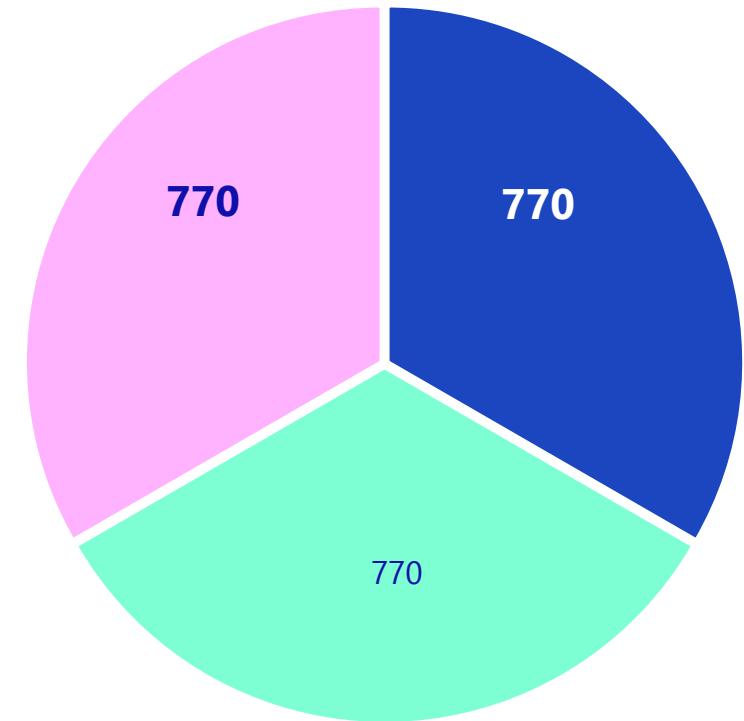
-  OU Staff
-  NHS Staff
-  Learners



# Learning in practice

- **2300 hours** of practice must be achieved across the programme
- **770 hours** to complete in each stage
- Practice learning experiences are carefully planned to enable you to meet **NMC competencies**

Hours

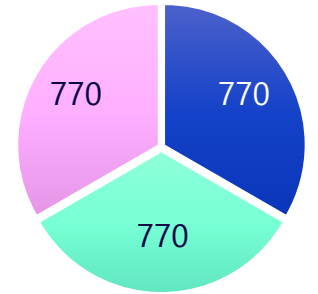


■ Part 1 ■ Part 2 ■ Part 3

# Learning in practice

- Placements occur within a “window” of time (dates)
- OU works with employer links and other university placement teams to organise placements
- 3 PLEs in each level (Placement Learning Experience)
- 770 hours split into 3 PLEs:
  - 2 complimentary
  - 1 in base area
- Example if full time:
  - PLE1: 250 hours = 7 weeks
  - PLE2: 250 hrs = 7 weeks
  - PLE3: 270 hrs = 7 weeks
- Include breaks in clinical hours

## Hours



■ Part 1 ■ Part 2 ■ Part 3



# Practice placement windows: Stage 1

Learners are studying: K\*102 2023J module 07/10/23 – 24/05/24 (600 hours theory)  
K\*104 2024C module 02/03/24 – 20/02/25 (170 hours theory and 770 hours practice)

## Part One practice learning periods:

Practice placement	Start date - end date	Practice hours	Theory hours	Placement Meetings with Practice Tutor/Academic Assessor	Focus Relate to chosen Field of Practice
			400** Brought forward		
1	02/03/24 – 26/07/24	250	235 K102 200 K104 35	<b>Practice placement 1</b> <b>Meeting 1 with Academic Assessor</b> <b>[April 2024]</b>	Learning Guides 1-4 Becoming a nursing student in practice; being a professional; person and family centred care; communication skills.  (Accommodates two weeks annual leave)
2	27/07/24 – 01/11/23	250	90 K104 90	<b>Practice placement 2</b> <b>Meeting 2 with Academic Assessor and Practice Assessor</b> <b>Practice Assessment Interview</b> <b>[October 2024]</b>	Learning Guides 5-8 Medicines management and numeracy skills; quality and safety of care; infection prevention and control; assessment skills and care planning;  (Accommodates two weeks annual leave)
3	02/11/24 – 31/01/25	270	45 K104 45	<b>Practice placement 3</b> <b>Core practice-base</b> <b>Meeting 3 with Academic Assessor and Practice Assessor</b> <b>Practice Assessment Interview (resit****)</b> <b>[January 2025]</b>	Learning Guides 9 -16 Acute and emergency care; bladder and bowel health; nutrition and hydration; hygiene, skin integrity and wound care; mobility; promoting health; supporting skills; reflecting on your learning and development.  (Accommodates two weeks annual leave)
<b>Total</b>		<b>770</b>	<b>770</b>	<b>3 different experiences in total</b>	

\*\*400 hours of theory for K\*102 completed between 07/10/23 and 01/03/24 before the practice pathway starts.

\*\*\*\*Resit only required if pass not achieved at first attempt during Meeting 2.

# Practice placement windows: Stage 2

This is relevant for anyone who has completed either:

- K102 & K104 (standalone)
- T01 Certificate in Higher Education Healthcare Practice
- Credit transfer awarded for K102 *and* K104 from another organisation
- ***Enrol in October, K210 commences in February***

Learners are studying: K\*210 2024B module 03/02/24 – 20/09/24 (685 hours theory)  
K\*211 2024F module 08/06/24 – 06/06/25 (85 hours theory and 770 hours practice)

Part Two practice learning periods:

Practice placement	Start date - end date	Practice hours	Theory hours	Placement Meetings with Practice Tutor/Academic Assessor	Focus Relate to chosen Field of Practice
			*440 brought forward		K*210 03/02/24 – 07/06/24 (Accommodates two weeks annual leave)
1	08/06/24 18/10/24	250	265 K210 245 K211 20	Practice placement 1 Meeting 1 with Academic Assessor [July 2024]	Topic 1: Safeguarding across the life course Topic 2: Developing as a leader in nursing  (Accommodates three weeks annual leave)
2	19/10/24 – 07/02/25	250	40 K211 40	Practice placement 2 Meeting 2 with Academic Assessor and Practice Assessor Practice Assessment Interview [January 2025]	Topic 3: Evidence-based practice in nursing Topic 4: Medicine optimisation and concordance Topic 5: Patient safety and improvement  (Accommodates two weeks annual leave)
3	08/02/25 – 30/05/25	270	25 K211 25	Practice placement 3 Core practice-base Meeting 3 with Academic Assessor and Practice Assessor Practice Assessment Interview (resit**) [May 2025]	      (Accommodates two weeks annual leave)
<b>Total</b>		<b>770</b>	<b>770</b>	<b>3 different experiences in total</b>	

\* 440 theory hours for K\*210 before starting K\*211. N.B. 15 hours theory for K\*325 week 07/06/25

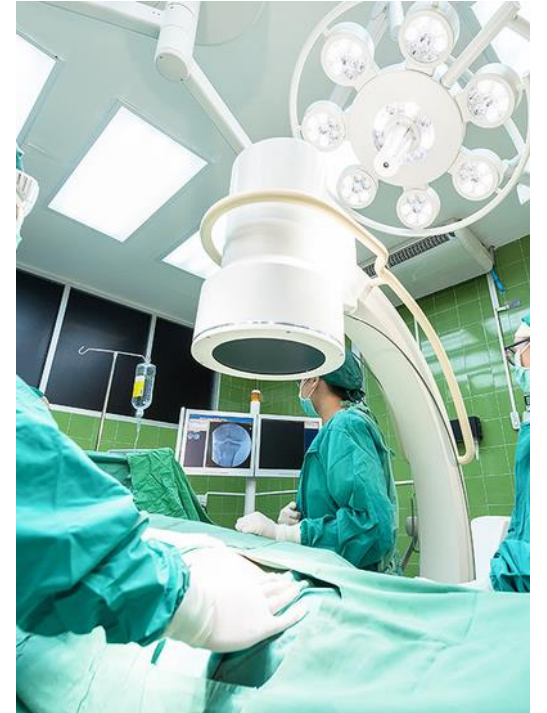
\*\*Resit only required if pass not achieved at first attempt.

# Supernumerary status

## While on practice learning experiences

### (PLEs):

- you are not rostered as part of the workforce team
- you will be closely supervised by practice supervisors
- you have a legal right to practise as a nursing student



# Learning in practice

- Work your contracted HCSW hours whilst on placement as a student nurse unless agreed by Staff Tutor/employer link (minimum 26hrs / wk)
- Complete your practice hours as allocated on QMPLE
- Work the normal working pattern of your placement (night shift, weekends)
- Awareness of unsocial hours payments
- Complete theory in any allocated study hours *and* in your own time
- Study leave is negotiated with your line manager -
  - Plan your annual leave with your line manager - ***Annual leave cannot be taken when on placement.***



# Preparation for placements

## • Mandatory Training

Ensure Mandatory training is up to date prior to placement.

Discuss any issues with Staff Tutor



## • Policies and Procedures

Familiarise yourself with local policy and procedures, including Covid-19



## • Reasonable adjustments

Inform Staff Tutor of any reasonable adjustments for practice



# Scottish Practice Assessment Document (PAD)

- Scotland wide assessment document used by student nurses at *all universities* in Scotland
- Hard copy sent to your home address
- Evidence and record achievement of proficiencies and nursing skills
- Record practice-based assessments

S.PAD\_of\_June2020 Review date: Sept 2020

**Practice Assessment Document (PAD)  
Scotland**

Student's Name: \_\_\_\_\_


University: University Of Stirling

University ID: \_\_\_\_\_


Programme: BSc / BSc (Hons) Nursing

Year of Intake: \_\_\_\_\_


Field of Practice: \_\_\_\_\_




GCU  
Glasgow Caledonian  
University




University of the  
Highlands and Islands  
Olligh na Gàidhealtachd  
agus nan Eilean




UNIVERSITY OF  
ABERDEEN




UNIVERSITY OF THE  
WEST OF SCOTLAND  
UWS




Abertay  
University




University  
of Dundee




Queen Margaret University  
1827-2024




UNIVERSITY of  
STIRLING




The Open  
University



RGU ROBERT GORDON  
UNIVERSITY ABERDEEN



Edinburgh Napier  
UNIVERSITY



University  
of Glasgow




# Key messages

- Keep in regular contact with your Module tutor and PT/AA
  - Your PT will contact you for an introductory session and meet you in each placement
- Use the Student BSc (Hons) Nursing Handbook as a resource: it contains important guidance
- Access and use your OU email address (needed for QMPLE and Turas)
- Make use of help available via student home page
- Ask for help if struggling – we are here to support you
- Achieve success in your studies by careful planning

# And finally....

- This is the start of an exciting journey!
- It will be very hard work....
- It will sometimes feel overwhelming....
- It will also be very rewarding!
- We will all support you to succeed!





**The Open  
University**

**Scotland**